

Index Lights

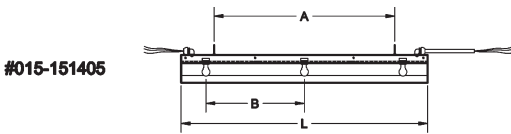
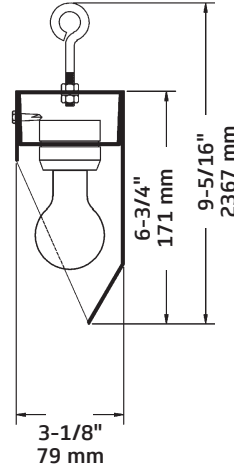
- Used to light the locking rail, fly, and loading galleries, with minimal light bleeding
- Black exterior with white interior for even light distribution
- UL Listed
- For use with A lamps up to 60W
25W or equivalent dimmable LED A lamp recommended for backstage environments;
Lamps sold separately
- Two circuit units allow the use of two colors
- Three-year warranty against defects in materials or workmanship is provided on all J.R. Clancy equipment, additional warranty information is available at jrclancy.com



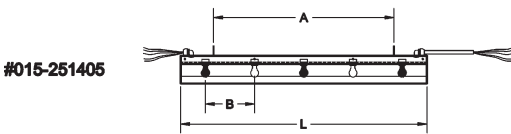
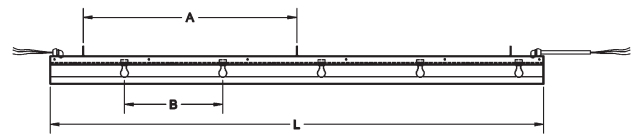
Index Light

Dimensions

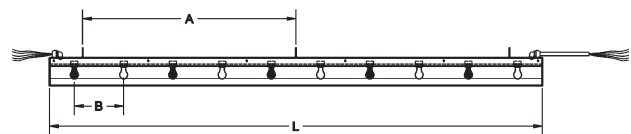
Number	Length	Dim. A	Dim. B	Lamps
015-151405	5' (1.5 m)	44" (1118 mm)	24" (610 mm)	3
015-151410	10' (3 m)	52" (1321 mm)	24" (610 mm)	5
015-251405	5' (1.5 m)	44" (1118 mm)	12" (305 mm)	5
015-251410	10' (3 m)	52" (1321 mm)	12" (305 mm)	10



#015-151410



#015-251410



Order Information

Number	Description	Length	Socket Spacing	Weight
015-151405	One Circuit	5' (1524 mm)	24" (610 mm)	15 lb (6.8 kg)
015-151410	One Circuit	10' (3048 mm)	24" (610 mm)	30 lb (13.6 kg)
015-251405	Two Circuit	5' (1524 mm)	12" (305 mm)	15 lb (6.8 kg)
015-251410	Two Circuit	10' (3048 mm)	12" (305 mm)	30 lb (13.6 kg)

Wiring Notes

- All wires 14g-120VAC
- **One Circuit Index Light**
Use white cable ties to pair hot and neutral wires associated with the white lamps circuit
- **Two Circuit Index Light**
Use white cable ties to pair hot and neutral wires associated with the white lamps circuit;
Use blue cable ties to pair hot and neutral wires associated with the white lamps circuit

