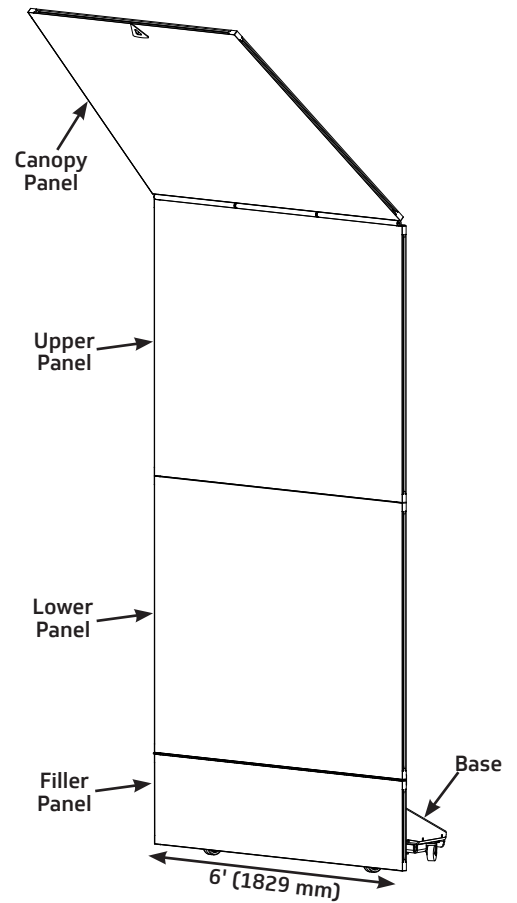
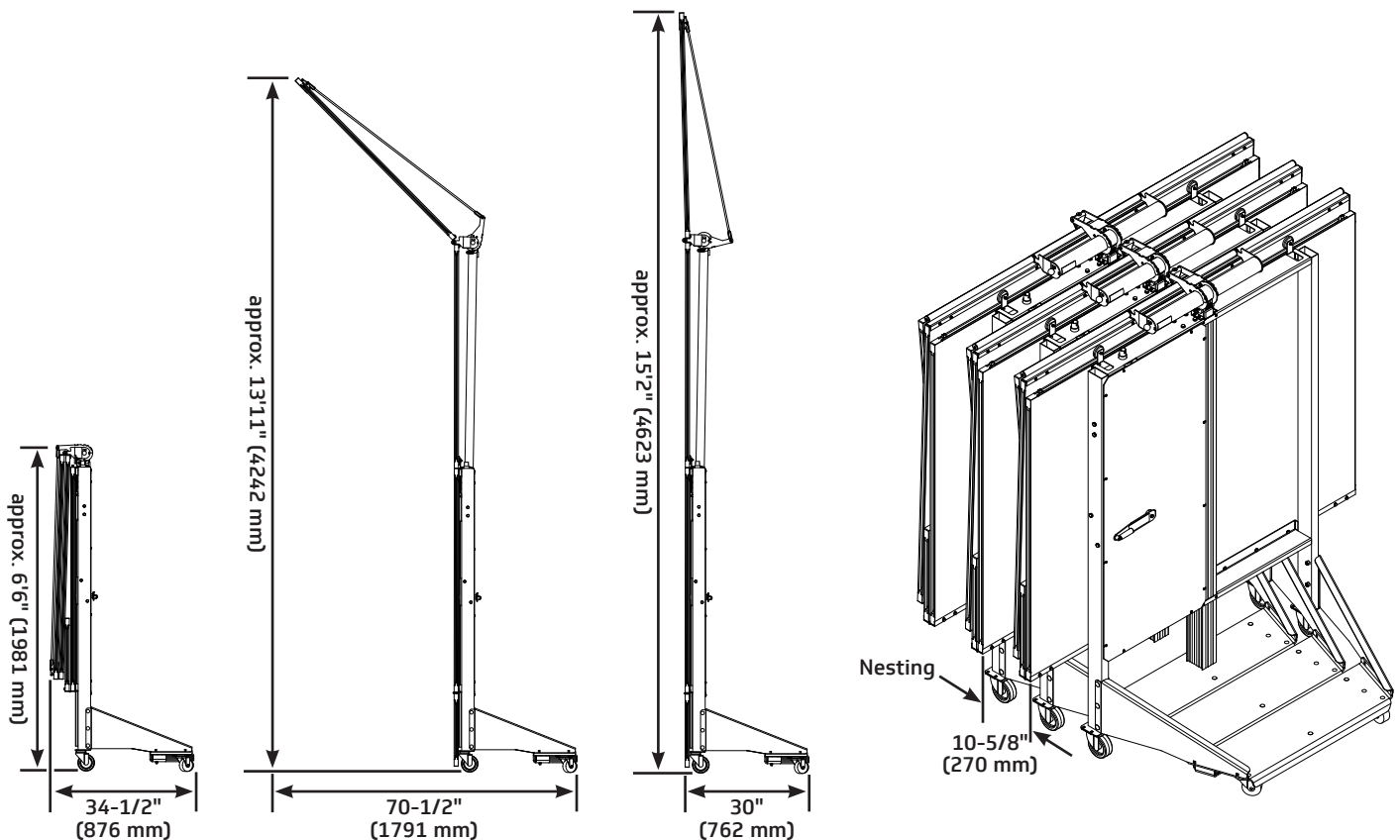


Legacy® Classic Acoustical Shell

- 186L054_., Tapered Canopy, 434 lb (197 kg)
- 186L055_., Rectangular Canopy, 446 lb (202 kg)
- 6' (1829 mm) wide panels are constructed of 3/4" (19 mm) honeycomb core with 0.10" (3 mm) thick laminated hardboard skin on front and back
- Overall panel thickness is 1" (25 mm)
- The canopy panel may be set at 45, 60, 75, and 90 degree angles
- Base and shell frame are constructed of oyster powder-coat painted steel
- Lift mechanism includes a crank handle with a pulley design assisted by a torsion spring to raise and lower the shell; the shell is fully deployed into its performance position with just six turns
- The upper panel aligns over the lower panel using magnets and lowers over locking pins to hold the shell in the performance position
- The canopy tool is included to raise and lower the canopy panel
- Includes four swivel, non-marring rubber casters for easy movement front casters are 4" dia (102 mm) and back casters are 3" dia (91 mm)
- In the storage position, unit fits through a 36" (914 mm) wide by 80" (2032 mm) high door opening
- Lower filler panel rests a maximum of 1" (25 mm) from floor for superior acoustical performance and folds for storage and transport
- Overall shell surface coverage is 90 ft² (8.4 m²)
- Fully extended height is 15' 2" (4623 mm)
- Panel finishes are available in:
 - Solid color laminate: Oyster
 - Wood grain laminate: Harvest Maple
- Shells nest compactly at 10-5/8" (270 mm) per unit
- Some assembly is required
- Ten-year warranty
- Set up videos are available at www.wengercorp.com
- Environmental attributes and LEED compliance for our products can be found at wengercorp.com/GREEN or by contacting your Wenger representative



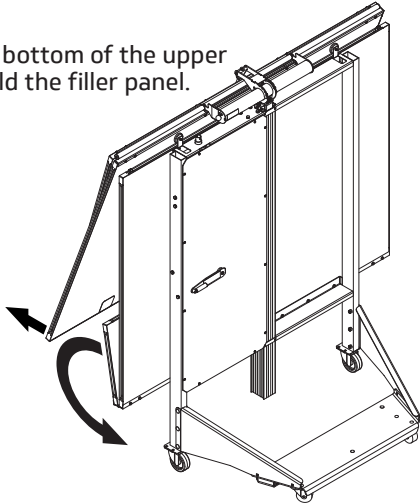
Legacy Classic Acoustical Shell



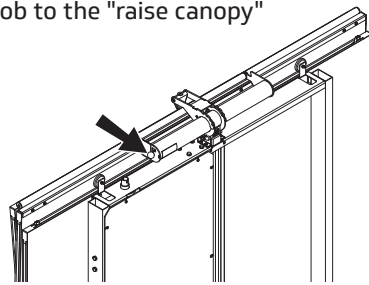
Easy Set-Up Instructions

General Setup includes:


1. Roll the tower as close to the final performance position as possible.
2. Pull out on the bottom of the upper panel and unfold the filler panel.



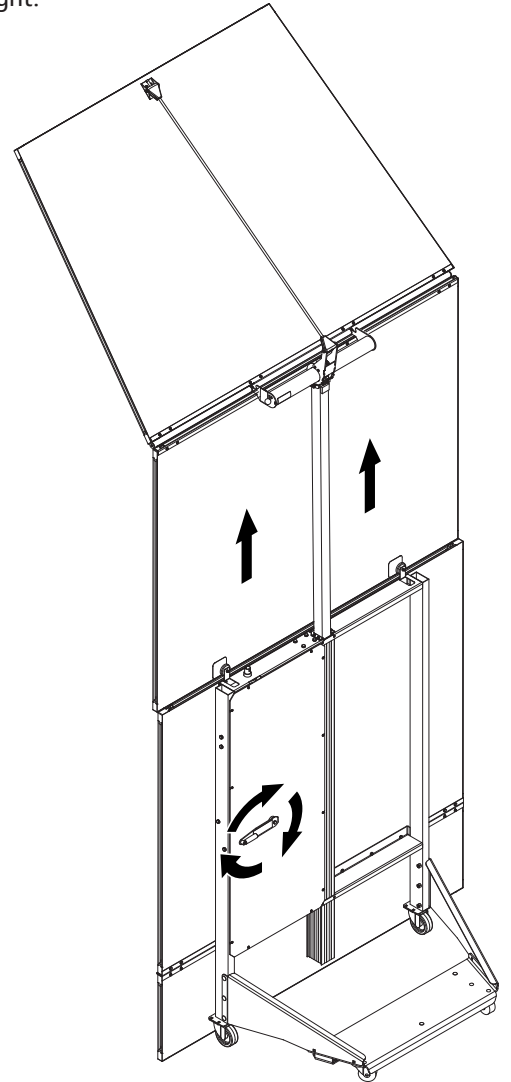
3. Move the canopy lock knob to the "raise canopy" position.



4. Lift the canopy panel and use the canopy tool to raise it to one of the four set position angles.



5. Turn the crank clockwise to raise the panels. The crank will stop when the panels reach the tower's maximum height.



6. Push the upper panel against the magnets. Turn the crank in the opposite direction to lower the upper panel until it rests on the lower panel in the performance position.

Legacy Classic Acoustical Shell Data:

Height Canopy at 45 degrees	13'11" [4242 mm]
Max Height	15'2" [4623 mm]
Storage Height	6'6" [1981 mm]
Width	6'0" [1829 mm]
Storage Depth	34-5/8" [880 mm]
Nesting Depth	10-5/8" [270 mm]
Canopy Depth	38" [965 mm]
Panel Weight (approx.)	1.3 lb (0.59 kg) per square foot

Wenger

JRCLANCY

GEARBOSS

© 2024 Wenger Corporation
USA/2024-03

Minnesota Location

Wenger Phone 800.4WENGER (493-6437) Wenger Worldwide +1.507.455.4100 | Parts & Service 800.887.7145 | wengercorp.com
GearBoss Phone 800.493.6437 | gearboss.com
555 Park Drive, PO Box 448 | Owatonna | MN 55060

New York Location

J.R. Clancy Phone 800.836.1885 JR Clancy Worldwide +1.315.451.3440 | jrclancy.com | 7041 Interstate Island Road | Syracuse | NY 13209