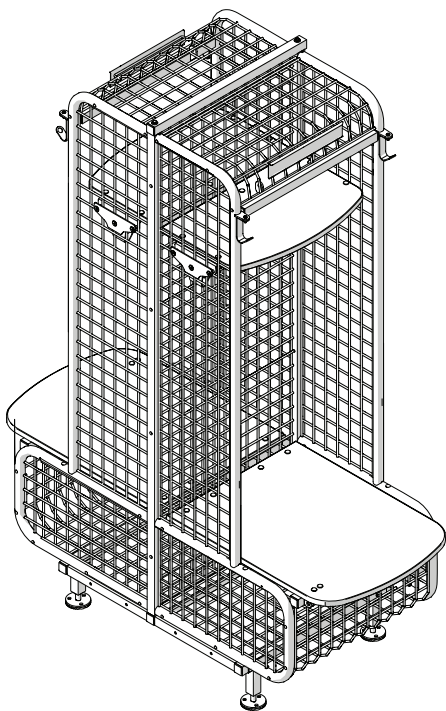
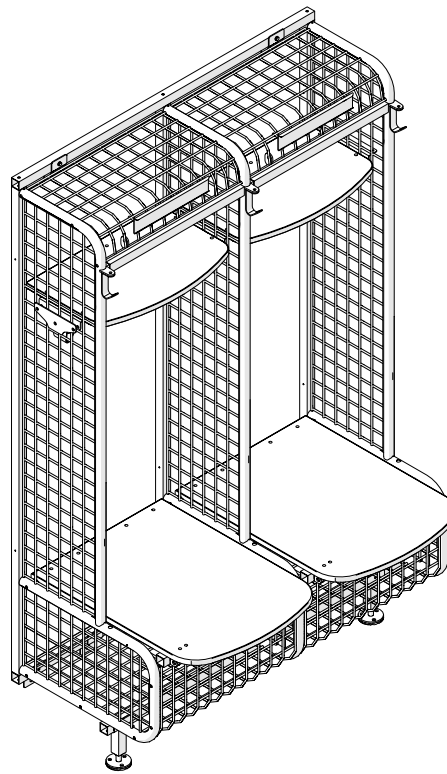


# GearBoss® AirPro® Lockers

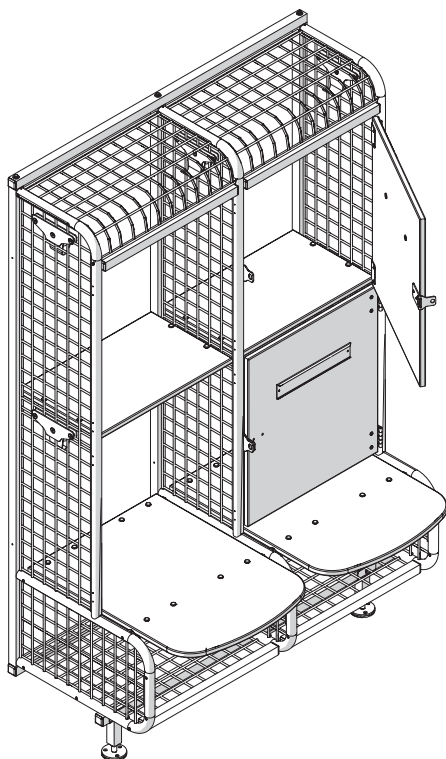
GearBoss AirPro Lockers are a big part of creating a team room that stands apart. A room that gets away from the commercial look of sheet metal solutions. A room that is infinitely more cleanable and as a result, more sanitary, faster drying and fresher smelling. A team room that carries a high-end aesthetic reflecting your pride and traditions. A team room that saves on floor space with integrated benches that open up your rooms and provide for more effective team meetings.



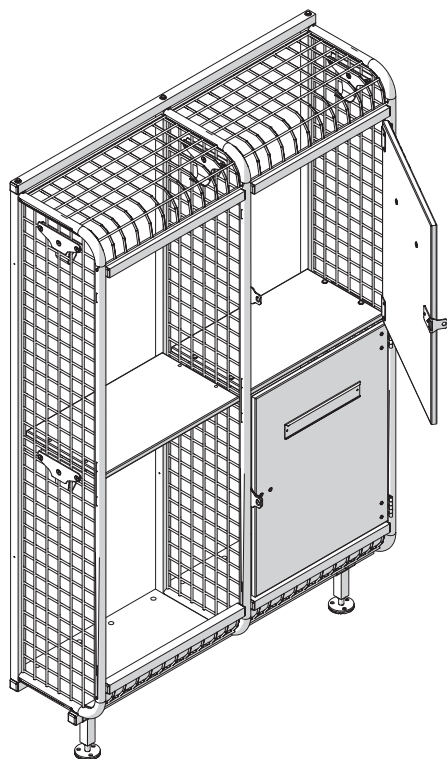
Island Mount Installation



Wall Mount Installation



Double Tier Seated Configuration



Double Tier Non Seated Configuration

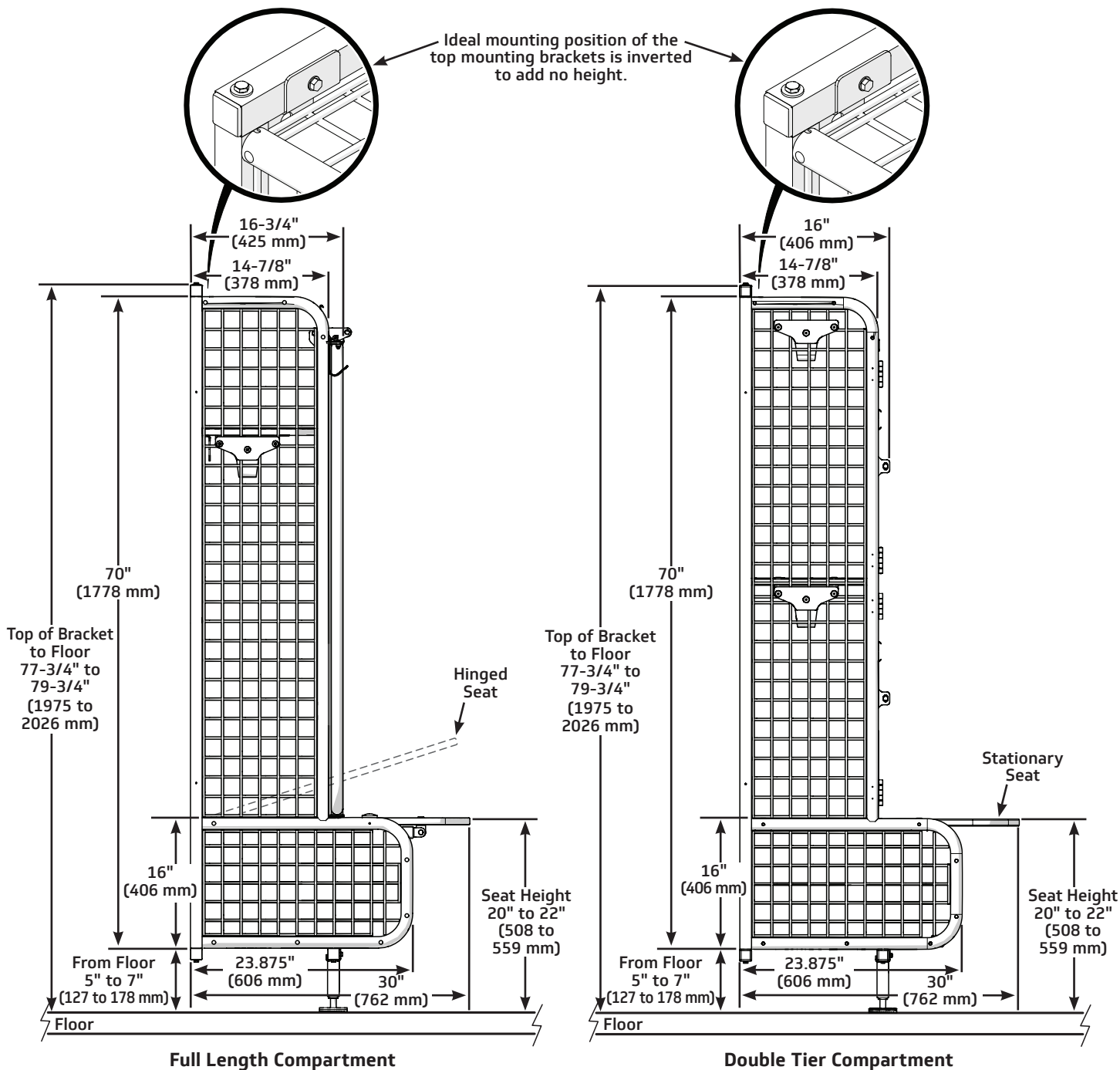
## Intended Use

- The GearBoss AirPro Locker provides a cleanable, sanitary and fast drying storage solution in the team room.
- The GearBoss AirPro Locker is intended for indoor use in normal ambient temperature and humidity conditions - components must not be exposed to prolonged outside weather conditions.

## Specifications

- Locker sizes:

Wall Mount and Double Tier Seated Lockers	Double Tier Non-Seated Lockers
15"w x 70"h x 30"d (381 x 1778 x 762 mm) - 74 lb (34 kg)	15"w x 70"h x 14.875"d (381 x 1778 x 388 mm) - 61 lb (28 kg)
18"w x 70"h x 30"d (457 x 1778 x 762 mm) - 82 lb (37 kg)	18"w x 70"h x 14.875"d (457 x 1778 x 388 mm) - 64 lb (29 kg)
21"w x 70"h x 30"d (533 x 1778 x 762 mm) - 86 lb (39 kg)	21"w x 70"h x 14.875"d (533 x 1778 x 388 mm) - 67 lb (30 kg)
24"w x 70"h x 30"d (610 x 1778 x 762 mm) - 90 lb (41 kg)	24"w x 70"h x 14.875"d (610 x 1778 x 388 mm) - 70 lb (32 kg)
27"w x 70"h x 30"d (686 x 1778 x 762 mm) - 94 lb (43 kg)	27"w x 70"h x 14.875"d (686 x 1778 x 388 mm) - 73 lb (33 kg)
30"w x 70"h x 30"d (762 x 1778 x 762 mm) - 98 lb (44 kg)	30"w x 70"h x 14.875"d (762 x 1778 x 388 mm) - 76 lb (34 kg)

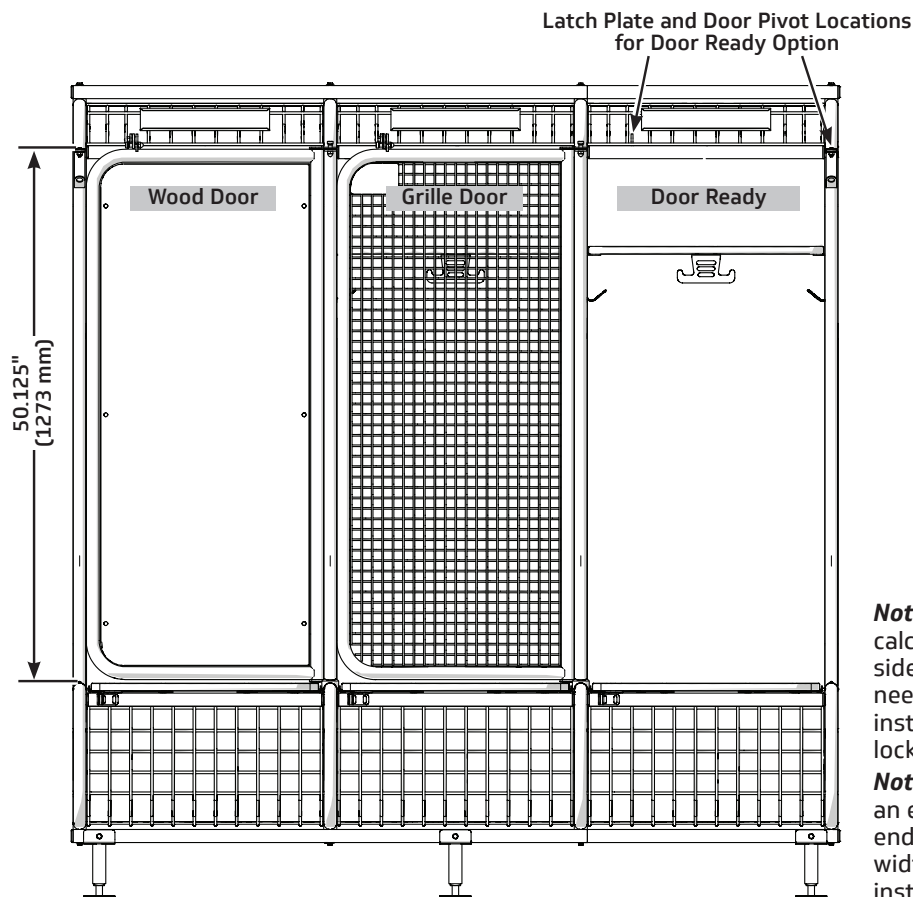


## Specifications (continued)

- Frame is constructed of 1-1/4" x 16-gauge steel tubing
- 1/4" (6 mm) steel wire grille sides welded at all intersections with standard 2" x 2" (51 x 51 mm) wire grid pattern
- Adjustable shelf and integrated hinged seat are 3/4" (19 mm) thick formaldehyde free industrial grade composite wood with polyester laminate finish
- Frame, wire grilles, legs and hardware standard finish is Black, additional options are available
- Standard seat and shelf laminate in antimicrobial Graphite finish, other finish options are available.
- High-wear laminate is only available in Graphite
- Steel nameplate housing accepts a 12" x 2" (305 x 51 mm) nameplate  
Nameplate is mounted to the top grille as standard and mounted to the top door on the double tier shelf configuration
- Garment hooks: One 10-gauge center double hook  
Two 12-gauge side single hooks  
Two additional 12-gauge side single hooks on double tier configurations
- Mounted 5" to 7" (127 to 178 mm) above floor with open cleanable space under each locker
- Legs at predetermined intervals for additional load support
- UL GREENGUARD Certified - Product certified for low chemical emissions: [ul.com/gg](http://ul.com/gg) - UL 2818
- Shipped ready-to-assemble with detailed instructions, Wenger assembly and installation is available
- ADA-Compliant options
- Ten-year warranty

## Configurations and Doors

- Available in both Wall Mount and Island Mount installations
- Double Tier Shelf configurations are available
- Full Length Door options:
  - Lockable Wood Door is 5/8" (16 mm) thick industrial grade composite wood with polyester laminate finish and set inside 1-1/4" (32 mm) x 16-gauge tube frame
  - Lockable Grille Door is 1-1/4" (32 mm) x 16-gauge tube frame and welded at all intersections with 1" (25 mm) wire grid pattern
  - Wood Door and Grille Door options have a hasp located at the top of the door ready to receive a padlock, Door ready option has a hasp under the hinged seat ready to use with a padlock for footlocker content security; padlocks are not supplied
- Double Tier Compartment Door options:
  - Lockable Wood Door is 3/4" (19 mm) thick industrial grade composite wood with polyester laminate finish
  - Lockable Grille Door is welded at all intersections with 1" wide x 4-1/4" high (25 x 108 mm) wire grid pattern
  - Wood Door and Grille Door options have a hasp located at the side of the door ready to receive a padlock; padlocks are not supplied

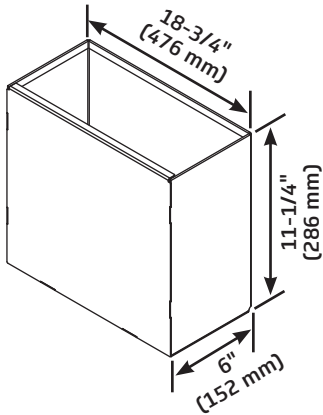


**Note:** Width dimensions are calculated from the center of each side tube, as a result 1-1/4" (32 mm) needs to be added to the required installation space for every run of lockers.

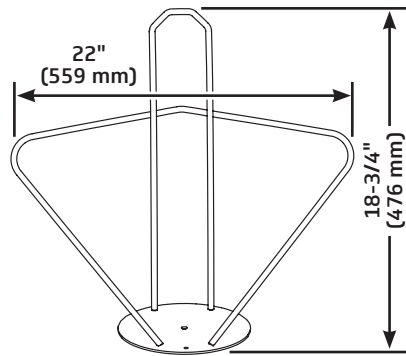
**Note:** Wall space must accommodate an extra 6" (152 mm) on the right end of the bank in addition to the width of lockers to allow room for installation.

## Accessories

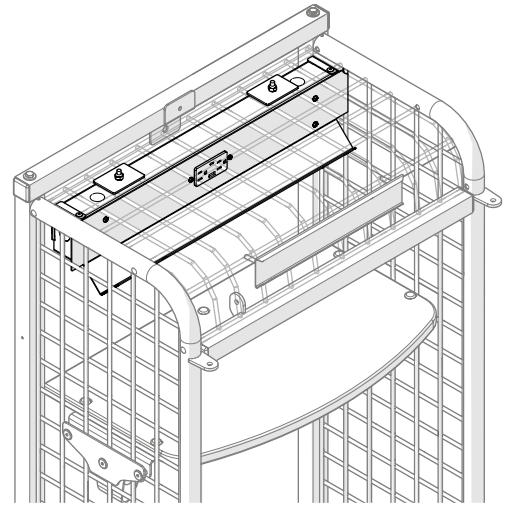
- Wood Backer Panel and End Panels are 5/8" (16 mm) thick industrial grade composite wood; Color to be selected from the manufacturer's standard color palette
- Five Sided Foot Locker Security Box
  - 18-gauge steel box is bolted to the locker
  - 6" wide x 12" long x 11-1/4" high (152 x 305 x 286 mm)
  - Powder-coat painted to match the frame
  - Not available on double tier configurations
- Football Shoulder Pad and Helmet Topper
  - 22" wide x 13-1/4" long x 18-3/4" high (559 x 337 x 476 mm)
  - 3/8" (10 mm) diameter welded steel rod frame, does not fit on 15" (381 mm) wide lockers
  - Color to be selected from the manufacturer's standard powder-coat paint palette, Black is standard if no color is selected
  - Minimum 30" (762 mm) of clearance is recommended between the top of the locker and the ceiling to allow fitting the equipment
  - Not recommended for double tier configurations
- Electrical Kit
  - Available for all locker widths
  - Not available on double tier configurations
  - Black paint finish
  - Optional 15 amp receptacle outlet with USB-A and USB-C ports
  - Available to order the electrical housing box only, or the box with the electrical outlet
  - Must be installed by a licensed electrician
- ADA-Compliant configurations are available



**Five Sided Foot Locker Security Box**



**Football Shoulder Pad and Helmet Topper**



**Electrical Kit**

## Installation Requirements

- Lockers should be installed on an unfinished floor, tile or epoxy coated concrete flooring
- Any additional floor coverings are to be installed after the lockers to avoid interference with the legs
- Locker banks are installed beginning on the left side and working to the right
- The installation site must be level - no more than 3/4" (19 mm) variation across each bank of lockers

**Wenger**

**JRCLANCY**

**GEARBOSS**

© 2024 Wenger Corporation  
USA/2024-05

### Minnesota Location

Wenger Phone 800.4WENGER (493-6437) Wenger Worldwide +1.507.455.4100 | Parts & Service 800.887.7145 | [wengercorp.com](http://wengercorp.com)  
GearBoss Phone 800.493.6437 | [gearboss.com](http://gearboss.com)  
555 Park Drive, PO Box 448 | Owatonna | MN 55060

### New York Location

J.R. Clancy Phone 800.836.1885 JR Clancy Worldwide +1.315.451.3440 | [jrclancy.com](http://jrclancy.com) | 7041 Interstate Island Road | Syracuse | NY 13209