

Titan[®]

Hoist



Titan is a high-performance hoist for applications requiring large capacity, speed and/or long travel. Titan is a customizable pre-engineered hoist – it is engineered and manufactured to your requirements yet provides the economic benefits of an “off-the-shelf” system.

Capability

- Speed: Up to 650 fpm (3.3 m/s)
- Travel: Up to 8 lines @ 90 ft. (27.4 m)
Up to 10 lines @ 67 ft. (20.4 m)
- Gross Capacity: Up to 3,300 lb (1,496 kg)
- Max batten length: 96 ft. (29.3 m)

Features

- Integrated gearmotor and brake provide proven reliability and feature an iron case for vibration and noise control.
- Reliable head block with nylon sheaves provide long, trouble-free life and meet or exceed wire rope manufacturer recommendations.
- Zero-fleet design allows for a compact, efficient hoist. Pre-loaded chase rollers ensure cables stay in grooves.
- Closed loop vector drives provide pinpoint accuracy.
- A complete suite of load and safety features is available including slack line, over/under load, and cross-groove detection. Load monitoring, acoustic dampening, and safety covers can also be added.
- Hoists can be mounted vertically or horizontally. For theatres without grids, vertical mounting can save space and offers easier access for maintenance.
- Steel backbone adapts to your mounting and load requirements.
- Center-to-center spacing
- ANSI E1.6.1 Compliant



- Quick-connect clamps – upright, underhung, vertical
- Encoder for precise target
- Quiet operation

Safety

- **Dual braking system** with a primary brake on the motor and an independent SureBrake® II operating directly on the drum shaft. SureBrake II is spring applied and electrically released for maximum safety.
- **Emergency-stop system** meets NFPA 79 (Electrical Standard for Industrial Machinery) with ramped stops for high speed equipment to reduce mechanical shock loads.
- **Two levels of limit switches** with normal travel and over travel switches using separate, redundant circuits for added safety.
- **Loft block idlers** contain individual grooves to keep lines contained, prevent binding, friction, and eliminate rubbing of adjacent lines.
- **Touch safe** interior of all electrical enclosures guards to prevent contact with live components, per IEC 204-1 Protection.

Control Options

- Titan works with the entire range of J.R. Clancy motion control systems.

Loft Block Options

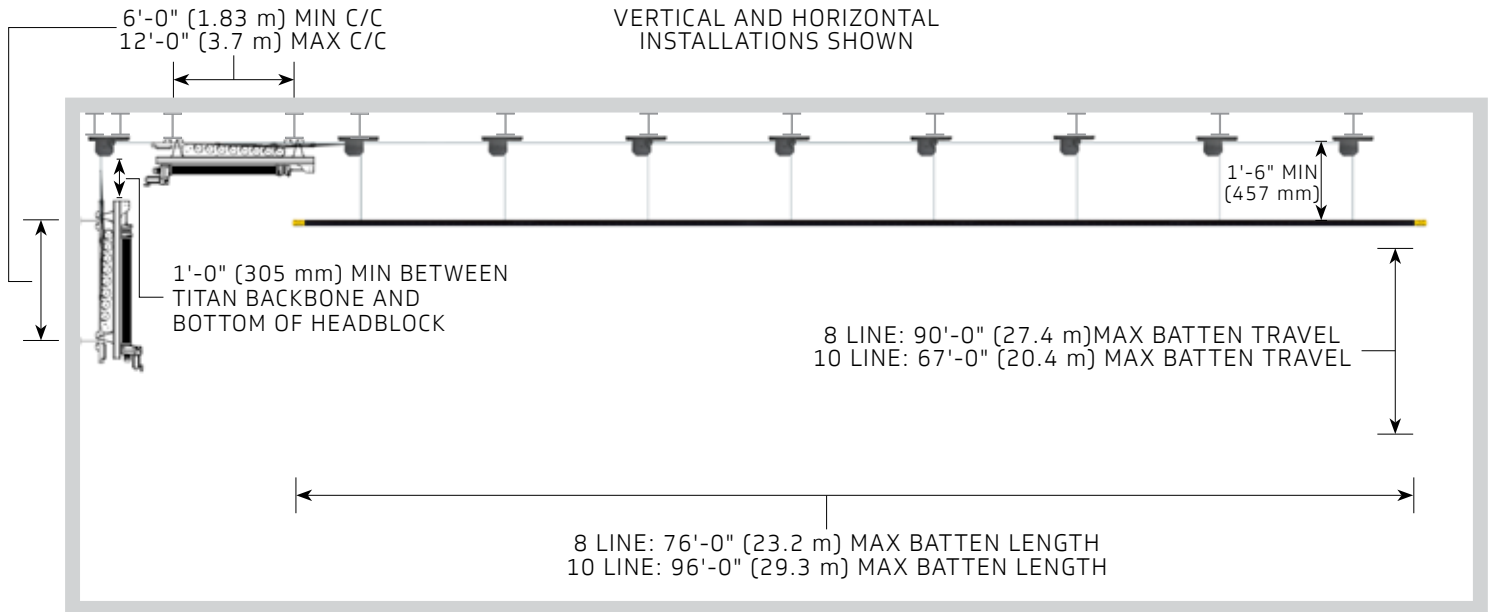
- 1/4" Universal Series upright or underhung
- 1/4" 19 Series underhung

Batten Termination Options

- Trim Chain
- Pipe Clamp and Turnbuckle
- Batten Trim Plate
- Batten Trim Clamp

Batten Options

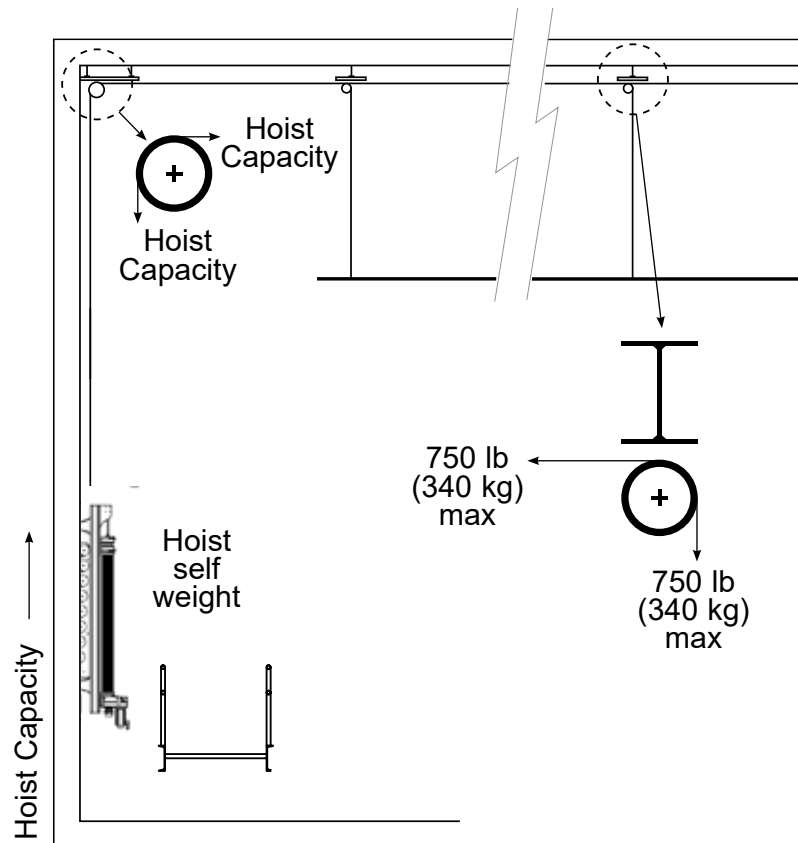
- 1.5" (48 mm) Schedule 40 batten
- 1.5" (48 mm) Schedule 80 batten
- 1.5" (48 mm) Schedule 40 truss batten



Product CAD files and other documents available for download on our website.
www.jrclancy.com/titan-high-performance-hoist.php

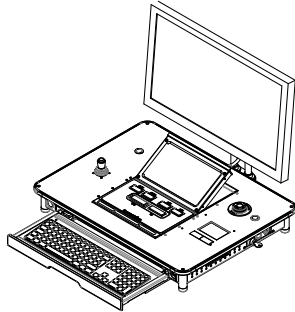
Loading Information

Loft Block: (Typical of 7) The combined load on the loft blocks associated with a single Titan hoist will not exceed the hoist capacity. Loads may be unevenly distributed on the batten with a maximum load of 750 lb (340 kg) on any individual loft block. Hoists are not recommended to be used for lifting people.



Titan Riser — Typical

CONTROL CONSOLE OPTIONS



CONSOLE OPTIONS:
 SCENECONTROL 24+ (DESK OR CART-MOUNT) 30' CABLE
 SCENECONTROL 24 (DESK, PEDESTAL OR CART-MOUNT) 30' CABLE
 SCENECONTROL 15 (DESK OR PEDESTAL-MOUNT), 30' CABLE
 ABOVE CONNECTS TO ANY CONTROL POINT AND POWER OUTLET

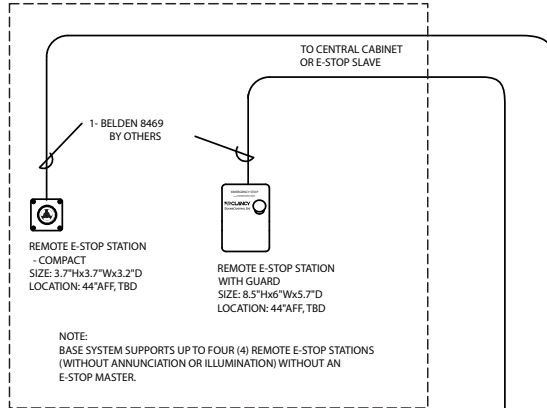
SCENECONTROL 10 (WALL-MOUNT, 19" RACK MOUNT OR PENDANT
 WITH 30' CABLE - PENDANT CONNECTS TO ANY CONTROL POINT)

AT LEAST ONE CONSOLE REQUIRED PER SYSTEM.

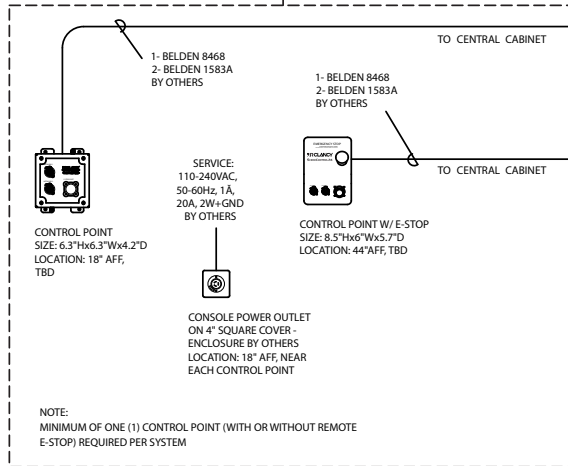
OTHER OPTIONS:
 CONSOLE PEDESTAL
 CONSOLE CART
 25' CONTROL EXTENSION CABLE

Power and Wiring Information: Titan is available for virtually any 3-phase voltage worldwide. Control wiring is dependent on your control system.

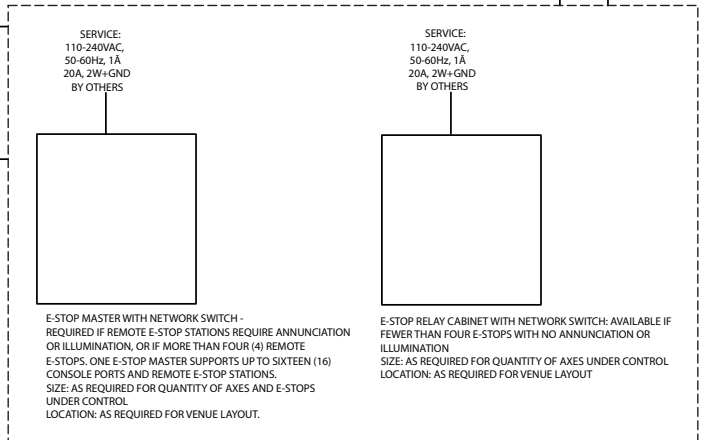
E-STOP STATIONS



CONTROL POINT(S)



CENTRAL CABINET OPTIONS: ONE (1) REQUIRED

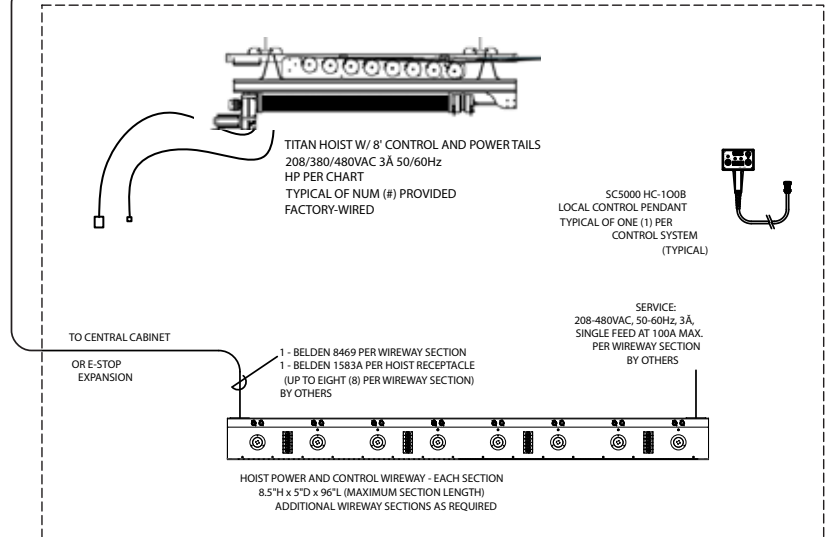


Electrical Requirements

Model	Current Draw		
	208 V Supply	380 V Supply	480 V Supply
018-T0224	3.6 A	4.6 A	7.8 A
018-T0233	4.8 A	6 A	10 A
018-T2022	53 A	67 A	-
018-T2030	70 A	90 A	-
018-T2633	90 A	115 A	-
018-T3413	50 A	62 A	-
018-T3417	63 A	80 A	-
018-T4022	100 A	125 A	-
018-T6514	105 A	130 A	-

* Other voltage configurations available. Contact us for additional details.

TITAN HOIST SYSTEM



Warranty and Support

Three-Year Warranty against defects in materials or workmanship is provided on all J.R. Clancy equipment. Our warranty is contingent on operation by trained personnel and an annual equipment inspection of a J.R. Clancy authorized technician.

24/7 factory technical support with additional service and assistance provided by a worldwide network of J.R. Clancy authorized dealers.

Inspection and maintenance are available through J.R. Clancy's T.I.M.® (Training, Inspection, Maintenance) Program.

Ordering Information

Model Number	Hoist Speed	Hoist Capacity
018-T0224	20 fpm (0.1 m/s)	2,400 lb (1,089 kg)
018-T0233	20 fpm (0.1 m/s)	3,300 lb (1,497 kg)
018-T2022	200 fpm (1.0 m/s)	2,200 lb (998 kg)
018-T2030	200 fpm (1.0 m/s)	3,000 lb (1,361 kg)
018-T2633	260 fpm (1.3 m/s)	3,300 lb (1,497 kg)
018-T3413	340 fpm (1.7 m/s)	1,300 lb (590 kg)
018-T3417	340 fpm (1.7 m/s)	1,750 lb (794 kg)
018-T4022	400 fpm (2.0 m/s)	2,200 lb (998 kg)
018-T6514	650 fpm (3.3 m/s)	1,400 lb (635 kg)

Additional Information

For more information on Titan, visit www.jrclancy.com to access:

- Detailed structural loading
- Specifications
- Electrical risers diagrams



© 2018 Wenger Corporation
USA/2018-09/W



WENGER CORPORATION Phone 800.4WENGER (493-6437) Worldwide +1.507.455.4100 | Parts & Service 800.887.7145 | Canada Office 800.268.0148 | wengercorp.com
555 Park Drive, PO Box 448 | Owatonna MN 55060-0448

JR CLANCY Phone 800.836.1885 Worldwide +1.315.451.3440 | jrclancy.com | 7041 Interstate Island Road | Syracuse NY 13209-9713

GEARBOSS Phone 800.493.6437 | email gearboss@wengercorp.com | gearboss.com | 555 Park Drive, PO Box 448 | Owatonna MN 55060-0448