

PowerLift®

Hoist



PowerLift is an economical, zero-fleet, high-performance, automated hoist available in fixed or variable speeds. Its versatile mounting system enables PowerLift to be installed in virtually any space. It's ideal for many stage hoisting applications.

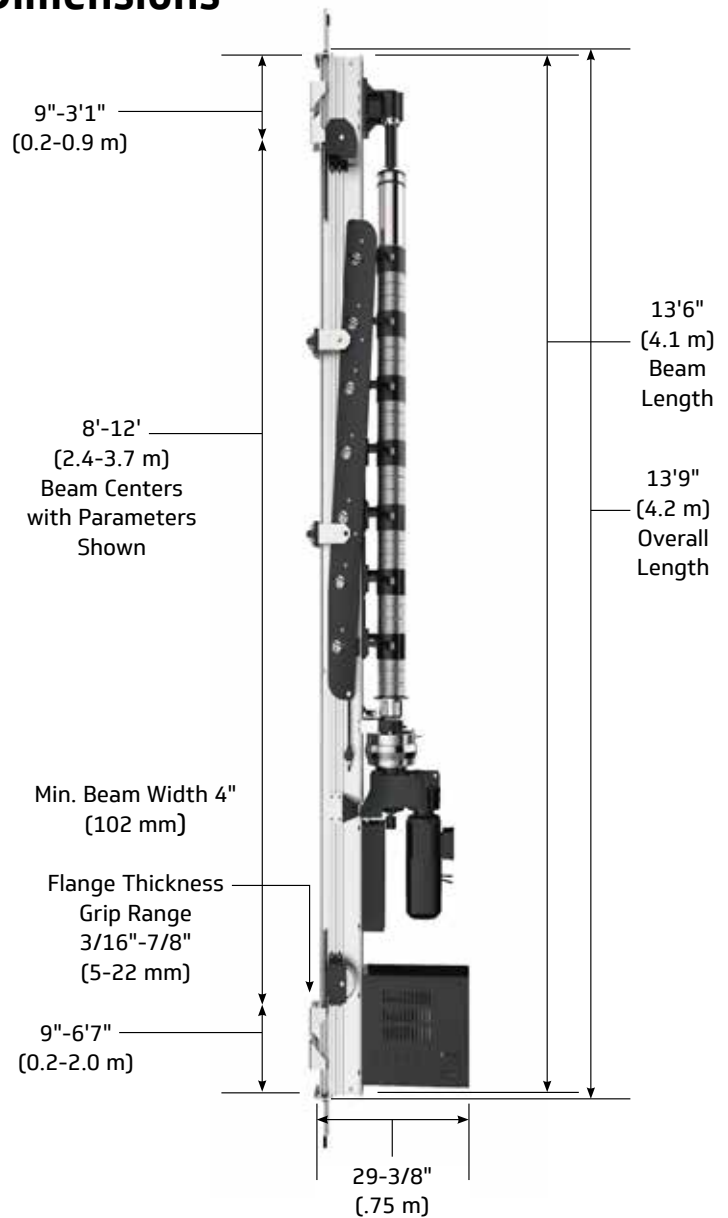
Capability

- Speed: Up to 180 fpm (0.9 m/s)
- Travel: Up to 62 ft. (19 m)
- Gross Capacity: Up to 2,000 lb (907 kg)

Features

- Integrated gearmotor and brake provides proven reliability and safety.
- Reliable head block with nylon sheaves provides long, trouble-free life and meets or exceeds wire rope manufacturer recommendations.
- Closed loop vector drives provide pinpoint accuracy and can hold the load without a brake for added safety.
- Hoists can be mounted vertically or horizontally. For theatres without grids, vertical mounting can save space and offers easier access for maintenance.
- Versatile mounting clips encompass a wide range of beam spacing and flange widths for easy installation.
- Compact moving drum allows overall hoist size to be smaller.
- Preloaded chase rollers ensure cables stay in grooves.
- Center to center spacing 11" (279 mm) side by side, 8" (200 mm) offset.
- Dual brake.
- Dual encoder.

Dimensions



Safety

- **Designed and manufactured by J.R. Clancy**, a company with over 130 years of rigging expertise.
- **Dual braking system** with a primary brake on the motor and an independent SureBrake® II operating directly on the drum shaft. SureBrake II is spring applied and electrically released for maximum safety.
- **Emergency-stop system** meets NFPA 79 (Electrical Standard for Industrial Machinery) with ramped stops for high speed equipment to reduce mechanical shock loads.
- **Two levels of limit switches** with normal travel and over travel switches using separate, redundant circuits for added safety.
- **Loft block idlers** contain individual grooves to keep lines contained, prevent binding, friction, and eliminate rubbing of adjacent lines.
- **Touch safe** interior of all electrical enclosures guards to prevent contact with live components, per IEC 204-1 Protection.

Options

- Load Sensing
- 7 Lines 62' (19 m) of travel, 8 Lines 49' (15 m) of travel
- 208V or 480V three phase motor. Other voltages available
- Cover to keep moving parts shielded for safety
- Cable management for electric and other powered sets

Control Options

- PowerLift works with the entire range of J.R. Clancy SceneControl® automation consoles or push button controls.

Loft Block Options

- Universal Series upright or underhung
- 19 Series underhung

Batten Termination Options

- Trim Chain
- Pipe Clamp and Turnbuckle
- Batten Trim Plate
- Batten Trim Clamp

Batten Options

- 1.5" (48 mm) Schedule 40 batten
- 1.5" (48 mm) Schedule 80 batten
- 1.5" (48 mm) Schedule 40 truss batten

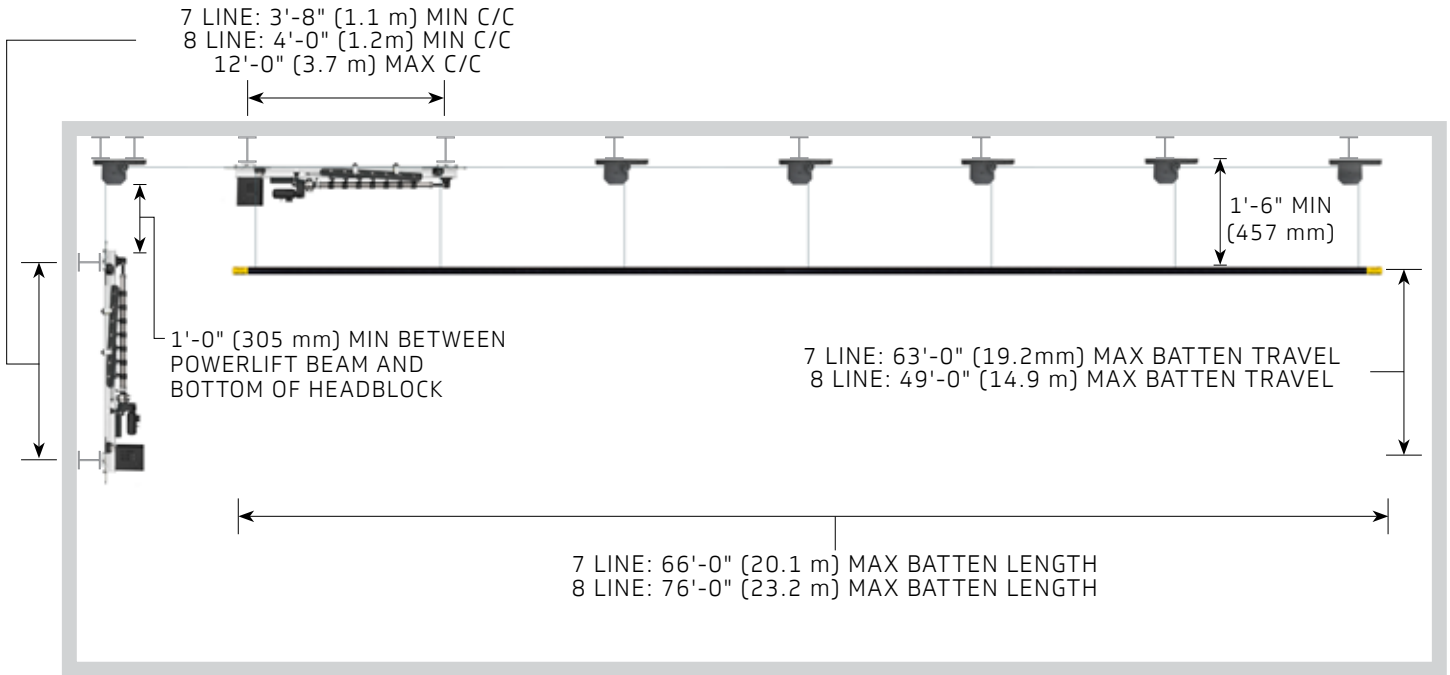
Mounting Configurations

11" (279 mm) Set Centers: All hoists on one side of stage



8" (203 mm) Set Centers: Alternate hoists on both sides of stage

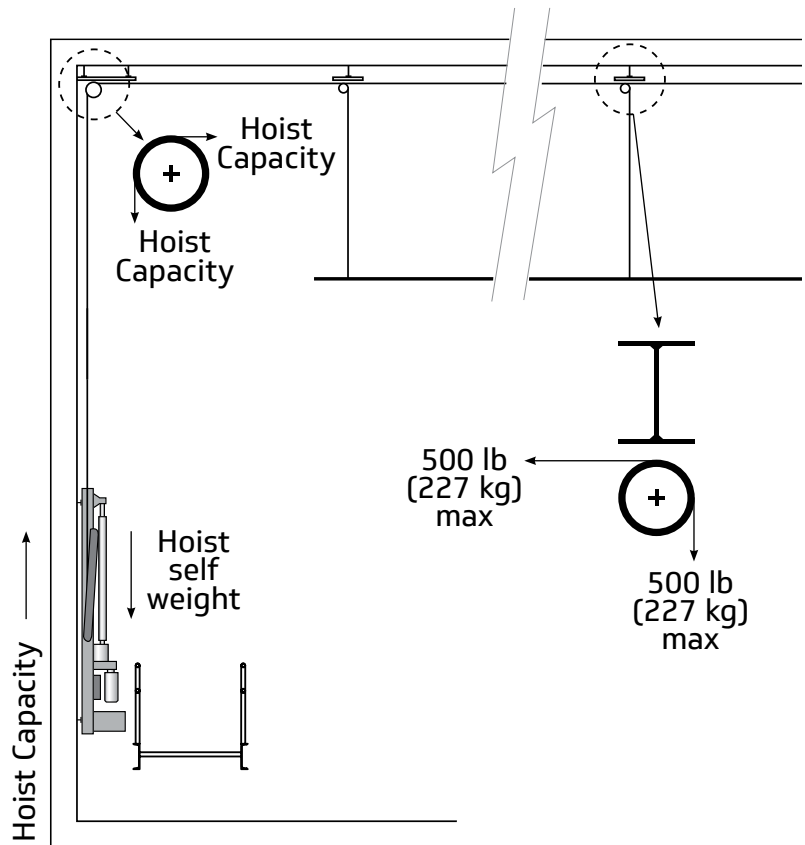




Product CAD files and other documents available for download on our website.
www.jrclancy.com/powerlift

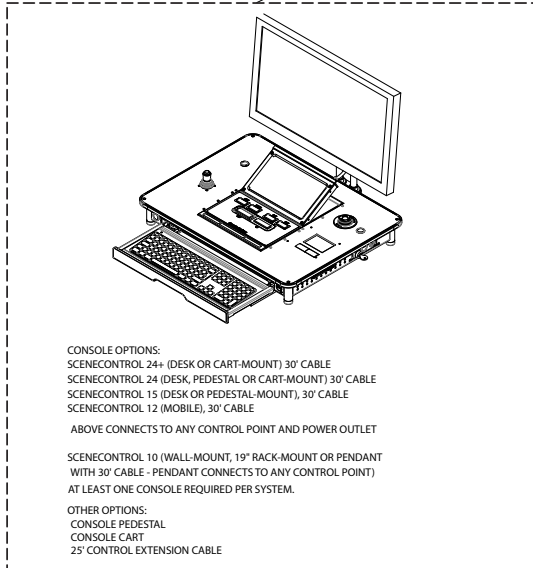
Loading Information

Loft Block: (Typical of 7) The combined load on the loft blocks associated with a single PowerLift hoist will not exceed the hoist capacity. Loads may be unevenly distributed on the batten with a maximum load of 500 lb (227 kg) on any individual loft block. Hoists are not recommended to be used for lifting people.



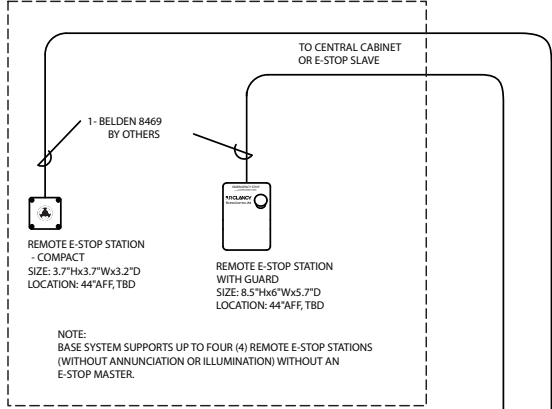
PowerLift Riser — Typical

CONTROL CONSOLE OPTIONS

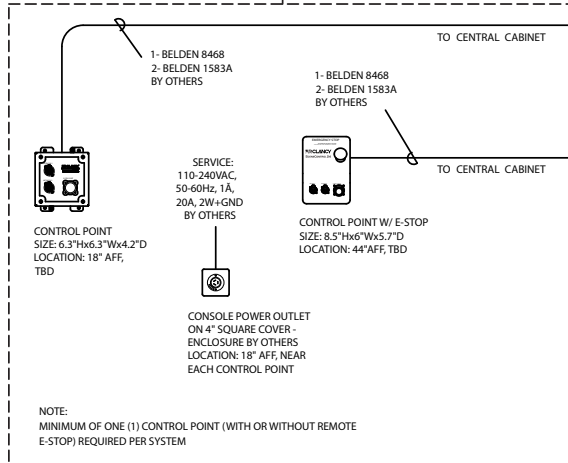


Power and Wiring Information: PowerLift is available for virtually any 3-phase voltage worldwide. Control wiring is dependent on your control system.

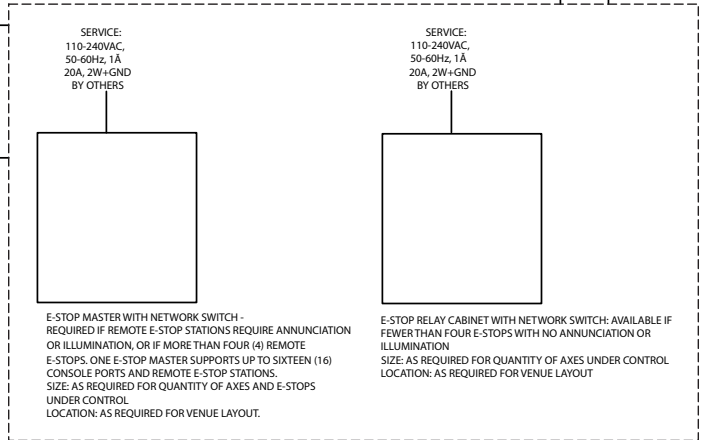
E-STOP STATIONS



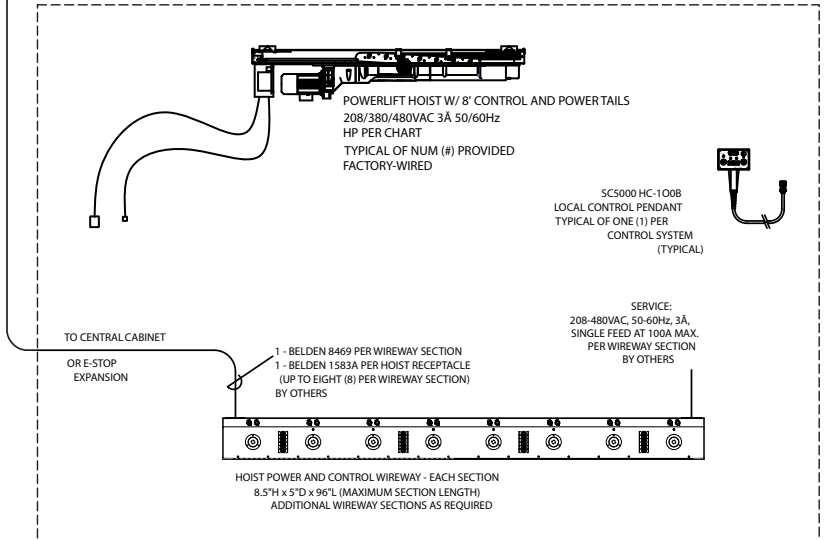
CONTROL POINT(S)



CENTRAL CABINET OPTIONS: ONE (1) REQUIRED



POWERLIFT HOIST SYSTEM



PowerLift Electrical Requirements

Model	HP	Current Draw		
		208 V	380 V	480 V
018-P0220G	1.5 (1.12 kW)	5 A	2.8 A	2.2 A
018-P0220R	1.5 (1.12 kW)	5 A	2.8 A	2.2 A
018-P1212R	5 (3.73 kW)	14.5 A	5.5 A	6.3 A
018-P1220R	7.5 (5.6 kW)	20 A	11 A	8.7 A
018-P1812R	7.5 (5.6 kW)	20 A	11 A	8.7 A
018-P1817R	10 (7.5 kW)	-	28 A	23 A

Warranty and Support

Three-Year Warranty against defects in materials or workmanship is provided on all J.R. Clancy equipment. Our warranty is contingent on operation by trained personnel and an annual equipment inspection of a J.R. Clancy authorized technician.

24/7 factory technical support with additional service and assistance provided by a worldwide network of J.R. Clancy authorized dealers.

Inspection and maintenance are available through J.R. Clancy's T.I.M.® (Training, Inspection, Maintenance) Program.

Ordering Information

PowerLifts are available with up to 7 Lines 62' (19 m) of travel or 8 Lines 49' (15 m) of travel.

Part Number	Load Speed	Hoist Gross Cap.	Hoist Weight
018-P0220G	20 fpm (0.1 m/s)	2,000 lb (907 kg)	750 lb (340 kg)
018-P0220R	0-20 fpm (0-0.1 m/s)	2,000 lb (907 kg)	750 lb (340 kg)
018-P1212R	0-120 fpm (0-0.6 m/s)	1,200 lb (544 kg)	770 lb (349 kg)
018-P1220R	0-120 fpm (0-0.6 m/s)	2,000 lb (907 kg)	800 lb (362 kg)
018-P1812R	0-180 fpm (0-0.9 m/s)	1,200 lb (544 kg)	800 lb (362 kg)
018-P1817R	0-180 fpm (0-0.9 m/s)	1,750 lb (793 kg)	850 lb (385 kg)

Additional Information

For more information on PowerLift, visit www.jrclancy.com to access:

- Detailed structural loading
- Specifications
- Electrical risers diagrams