

# Acoustical Door

- Sound isolating doors for recording, broadcast, music practice and rehearsal rooms
- Acoustic Performance: STC 50 - 54
- Four door widths available:  
3' (914 mm), 3' 6" (1067 mm), 4' (1219 mm) and 6' (1829 mm)
- Four door configuration options (in each of the door leaf widths):
  - No window - applications not requiring any sight lines
  - Narrow window 99 in<sup>2</sup> (639 cm<sup>2</sup>) - when minimal visual monitoring is required
  - Small vision lite 660 in<sup>2</sup> (4258 cm<sup>2</sup>) - for improved sight lines
  - Large vision lite 1296 in<sup>2</sup> (8361 cm<sup>2</sup>) - for maximum sight lines
- Door leaf constructed of 12-gauge and 14-gauge steel skins
- Door frame constructed of 14-gauge steel
- Vision lites constructed of 1/4" and 3/8" (6 and 10 mm) laminated safety glass
- Standard powder-coat painted gray primer for better on site finish and painting with less touch up required
- 6' (1829 mm) door uses (one each) 3' (914 mm) RH and LH leaves with a removable center mullion
- Tamper resistant or no tool mullion removal
- Available UL 1-hour fire rating on solid and narrow window leaves in each door width
- Continuous cam-lift hinge prevents a potential finger hazard created by open gaps in split hinge designs
- Cam-lift hinge provides automatic door sealing without relying on other mechanical types of sealing systems
- Continuous dual magnetic or compression seals provide a higher degree of sound isolation due to the uninterrupted sealing in the hinge area
- Innovative isolating crimp design provides a structural connection with minimum sound transmission between panels
- Absorptive material integrated into the door frame between magnetic seals
- High quality seals and hinges provide long life with minimum adjustments (typically once every five years or 100,000 cycles)
- Split-frame design for easier installation in many types of wall construction from 4-1/2" to 12-1/2" (114 to 318 mm) thick walls
- Stainless steel sill plate included
- Integrated frame support for sill plate
- Fiberglass backed Teflon® sweep seal to minimize friction in opening and closing the door
- Mortise pocket is standard for easy lever set integration
- Environmental attributes and LEED compliance for this product can be found at [www.wengercorp.com/GREEN](http://www.wengercorp.com/GREEN) or by contacting your Wenger representative
- Five-year warranty

### Acoustical Performance

FIRE RATED	NOMINAL WIDTH (FEET)	DOOR TYPE	STC	TRANSMISSION LOSS (DB)					
				125	250	500	1000	2000	4000
Not Rated	3	3070 Solid Door	50	34	43	50	53	54	54
	3	3070 w/99 in <sup>2</sup> (639 cm <sup>2</sup> ) window	50	34	43	50	54	54	54
	3	3070 w/1296 in <sup>2</sup> (8361 cm <sup>2</sup> ) window	51	35	44	51	54	55	55
	3	3070 w/660 in <sup>2</sup> (4258 cm <sup>2</sup> ) window	Not Tested						
	3.5	3570 Solid Door	52	36	45	52	55	55	55
	3.5	3570 w/99 in <sup>2</sup> (639 cm <sup>2</sup> ) window	52	36	45	53	55	56	56
	3.5	3570 w 1296 in <sup>2</sup> (8361 cm <sup>2</sup> ) window	52	36	45	52	55	56	56
	3.5	3570 w/660 in <sup>2</sup> (4258 cm <sup>2</sup> ) window	Not Tested						
	4	4070 Solid Door	53	37	46	53	56	57	57
	4	4070 w/99 in <sup>2</sup> (639 cm <sup>2</sup> ) window	54	38	47	54	57	58	58
	4	4070 w/1296 in <sup>2</sup> (8361 cm <sup>2</sup> ) window	53	37	46	53	56	57	57
	4	4070 w/660 in <sup>2</sup> (4258 cm <sup>2</sup> ) window	Not Tested						
	6	6070 Solid Doors	Not Tested						
	6	6070 w/99 in <sup>2</sup> (639 cm <sup>2</sup> ) window	Not Tested						
1-Hour Rated	6	6070 w/1296 in <sup>2</sup> (8361 cm <sup>2</sup> ) window	51	28	43	51	53	53	56
	6	6070 w/660 in <sup>2</sup> (4258 cm <sup>2</sup> ) window	Not Tested						
	3	3070 Solid Door	49	38	42	47	48	53	53
	3	3070 w/99 in <sup>2</sup> (639 cm <sup>2</sup> ) window	48	35	41	47	48	52	53
	3.5	3570 Solid Door	Not Tested						
	3.5	3570 w/99 in <sup>2</sup> (639 cm <sup>2</sup> ) window	Not Tested						
	4	4070 Solid Door	Not Tested						
	4	4070 w/99 in <sup>2</sup> (639 cm <sup>2</sup> ) window	Not Tested						
	6	6070 Solid Doors	Not Tested						
	6	6070 w/99 in <sup>2</sup> (639 cm <sup>2</sup> ) window	Not Tested						

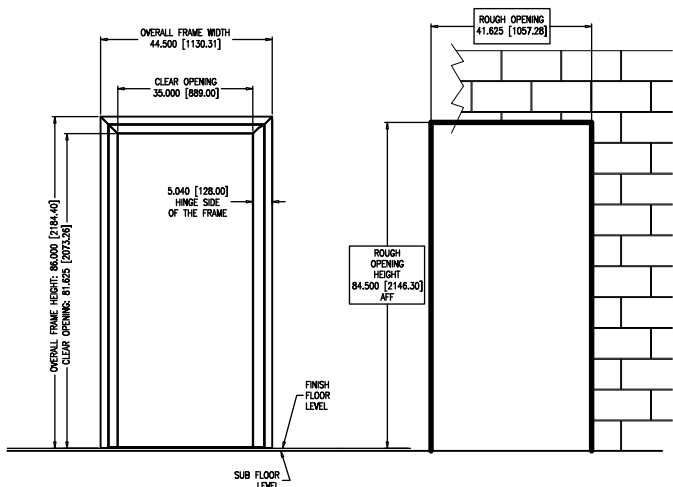


Solid      Accent Window      Half Window

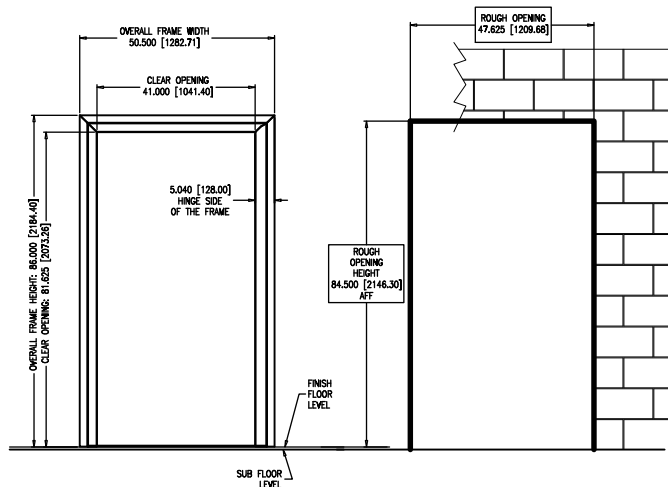


Full Window      Double Door

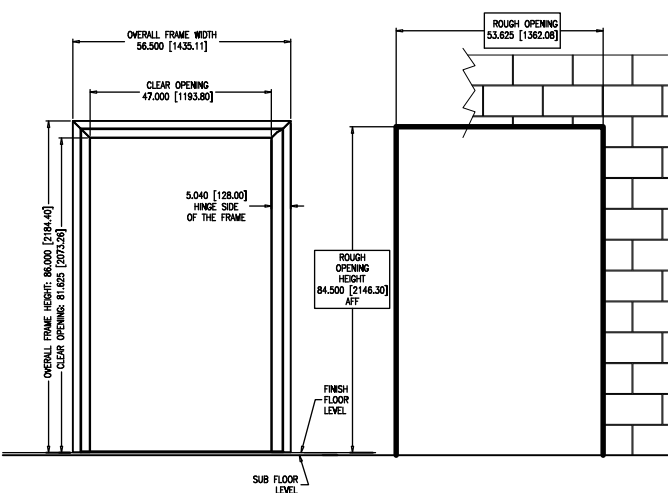
# Rough Door Openings



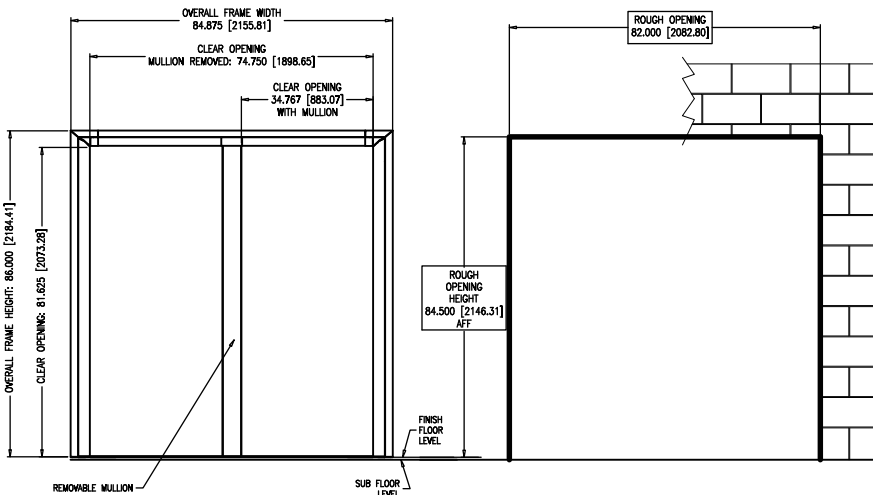
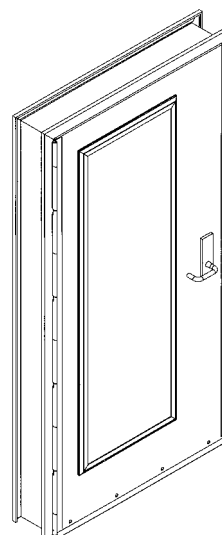
3' Door Rough Opening



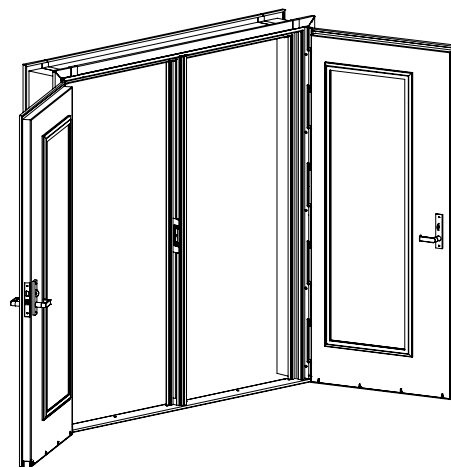
3' 6" Door Rough Opening



4' Door Rough Opening



6' Door Rough Opening



© 2019 Wenger Corporation  
USA/2019-04/W



WENGER CORPORATION

Phone 800.4WENGER (493-6437) Worldwide +1.507.455.4100 | Parts & Service 800.887.7145 | Canada Office 800.268.0148 | wengercorp.com  
555 Park Drive, PO Box 448 | Owatonna MN 55060-0448

JR CLANCY

Phone 800.836.1885 Worldwide +1.315.451.3440 | jrclancy.com | 7041 Interstate Island Road | Syracuse NY 13209-9713

GEARBOSS

Phone 800.493.6437 | email gearboss@wengercorp.com | gearboss.com | 555 Park Drive, PO Box 448 | Owatonna MN 55060-0448