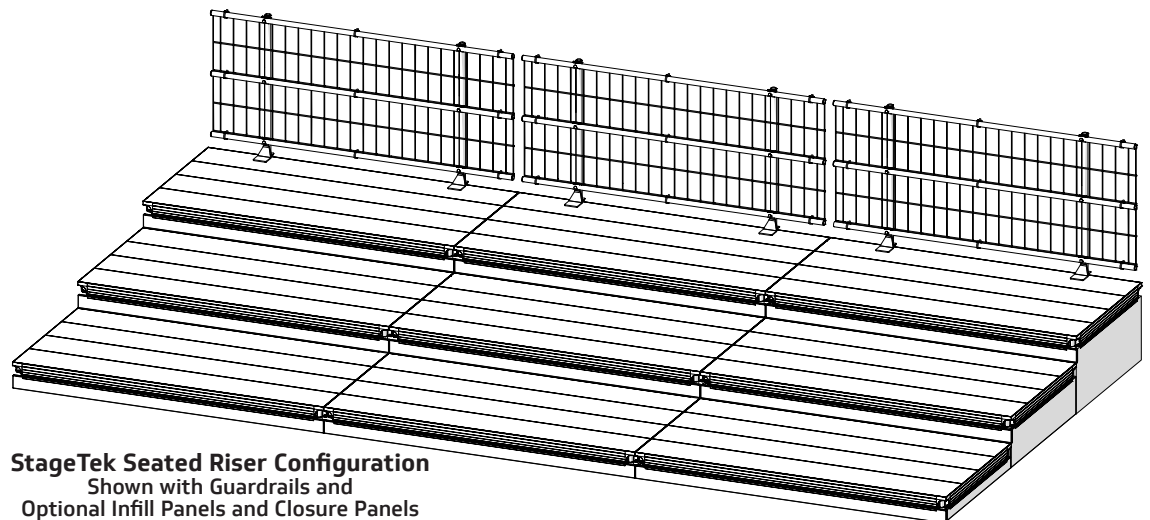
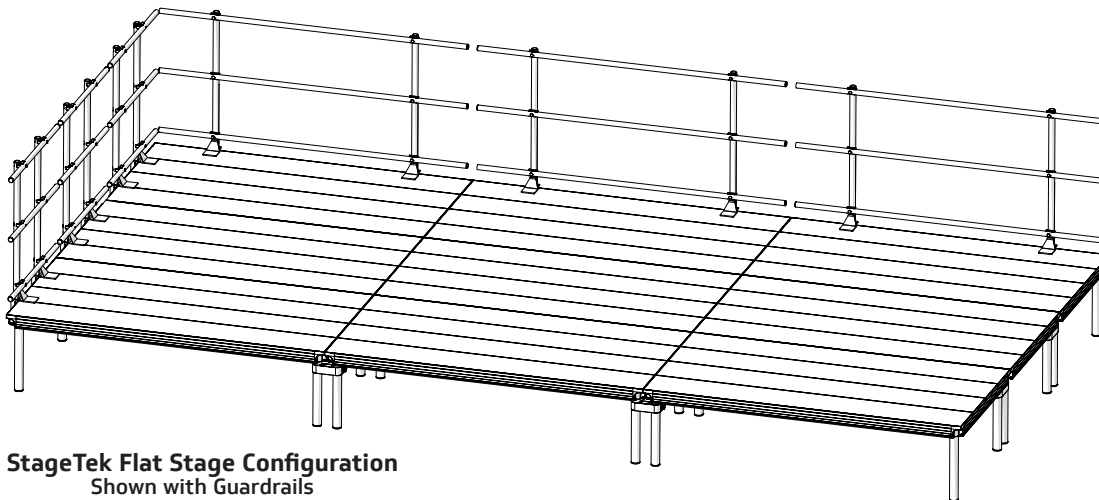
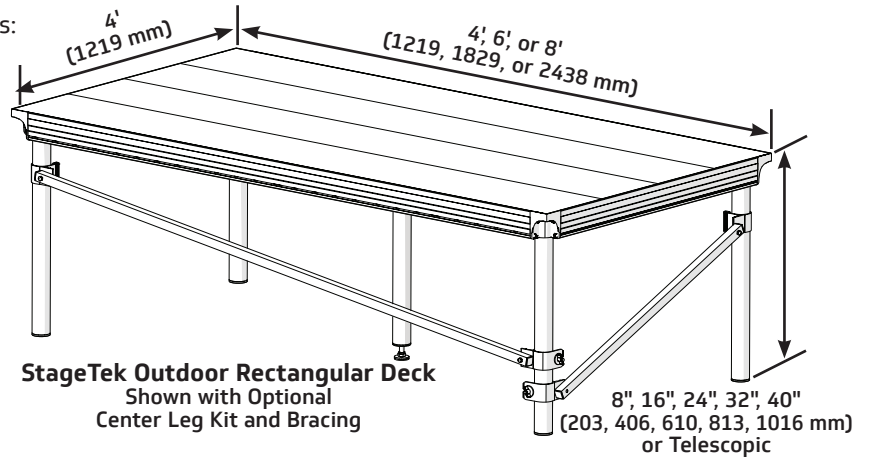


# StageTek® Outdoor Staging System

StageTek is a highly flexible design and can be used to accommodate many unique and custom applications. Please contact your Wenger Representative to discuss your needs.

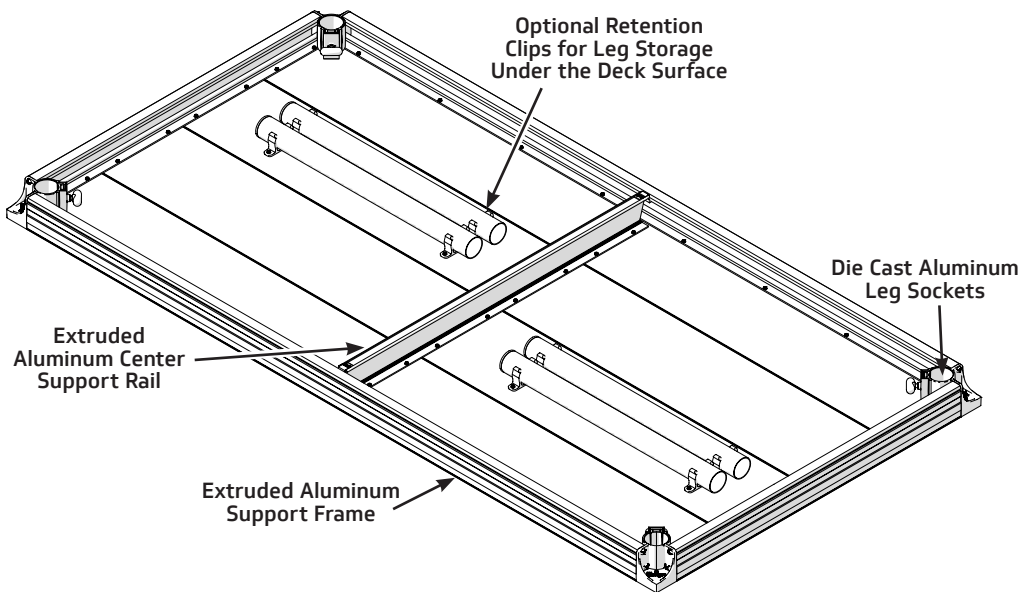
## System Description

- Rectangular decks are available in the following sizes:
  - 4' x 4' (1219 x 1219 mm): 72 lb (33 kg)
  - 4' x 6' (1219 x 1829 mm): 102 lb (46 kg) with center leg kit: 104 lb (47 kg)
  - 4' x 8' (1219 x 2438 mm): 132 lb (60 kg) with center leg kit: 134 lb (61 kg)
- Ten-year warranty

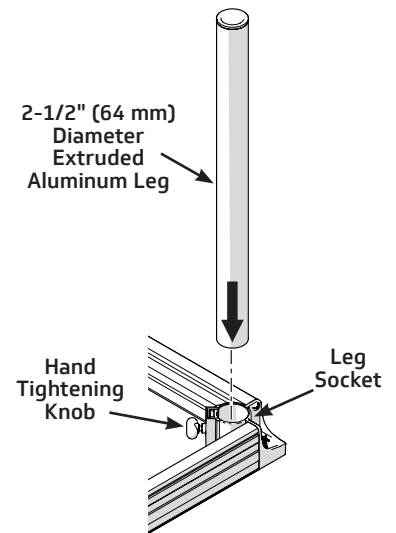


## Features

- Platform decks are extruded aluminum plank with spaces for drainage and textured surface to improve traction and reduce shine
- Closed multi-cavity cross section for increased strength and resistance to twisting
- StageTek Load Ratings as measured on a 4' x 8' (1219 x 2438 mm) rectangular deck:
  - Standard Uniform Live Load for deck with 4 legs: 125 lb/ft<sup>2</sup> (6 kN/m<sup>2</sup>), meets L/150 deflection criteria
  - Heavy-Duty Uniform Live Load for deck with center leg (or smaller deck): 150 lb/ft<sup>2</sup> (7.2 kN/m<sup>2</sup>), meets L/180 deflection criteria
  - Lateral Live Side Load: 12 lb/ft<sup>2</sup> (0.6 kN/m<sup>2</sup>) based on deck top surface area, meets IBC code
  - Point Load: 500 lb (2.2 kN) applied via 1" (25 mm) diameter pin
- Standard rectangular decks feature spaces under each platform unobstructed by folding frames or braces allowing for easy storage/stowage space under the system
- Frame and edging are fabricated from 4" (102 mm) tall aluminum extrusion; extrusion is designed with a slight recess for hook and loop skirting attachment and also features notches to accept accessory attachments
- An aluminum extrusion center support rail is featured on deck sizes: 4' x 8' (1219 x 2438 mm), 4' x 6' (1219 x 1829 mm) and 4' x 4' (1219 x 1219 mm)
- The frame is designed for safer, easier handling and features rounded contours ergonomically sized for a secure power grip (closed grip)
- Standard unit-to-unit connectors are 2" (51 mm) wide, heavy-duty hook-and-loop straps with a metal d-ring; two straps are provided with each rectangular deck to connect unit legs together
- Resistant to rain, snow, hot and cold; will not rot, peel, warp or swell; non-combustible
- Leg braces are available to provide additional stability



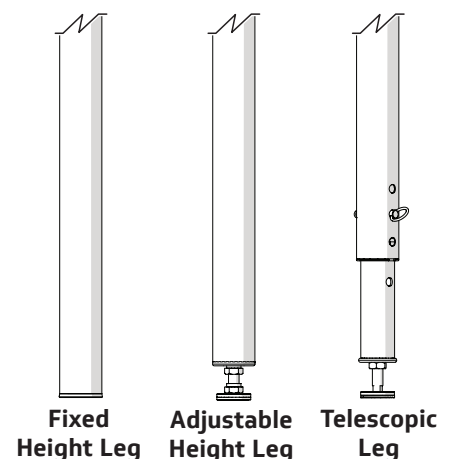
StageTek Typical Staging Unit



Leg and Socket Detail

## Leg Options

- Available leg options include fixed height, adjustable height and telescopic
- Standard rectangular decks have four die cast aluminum leg sockets; legs are quickly secured without tools by just rotating the knob
- Standard legs are fabricated from 2-1/2" (64 mm) diameter aluminum extrusions and are finished with non-marring cap
  - Available in lengths that result in the following deck heights: 8" (203 mm), 16" (406 mm), 24" (610 mm), 32" (813 mm) and 40" (1016 mm)
- Adjustable telescopic legs feature a threaded leveling foot finished with a rubber pad and non-rattling telescopic adjustment secured with a quick-release pin and jam nut;
  - Available in lengths that result in the following deck heights: 16"-28" (406-711 mm), 24"-40" (610-1016 mm) and 30"-54" (762-1372 mm)
- Custom leg sizes are available
- Wood blocking is recommended for soft ground surfaces



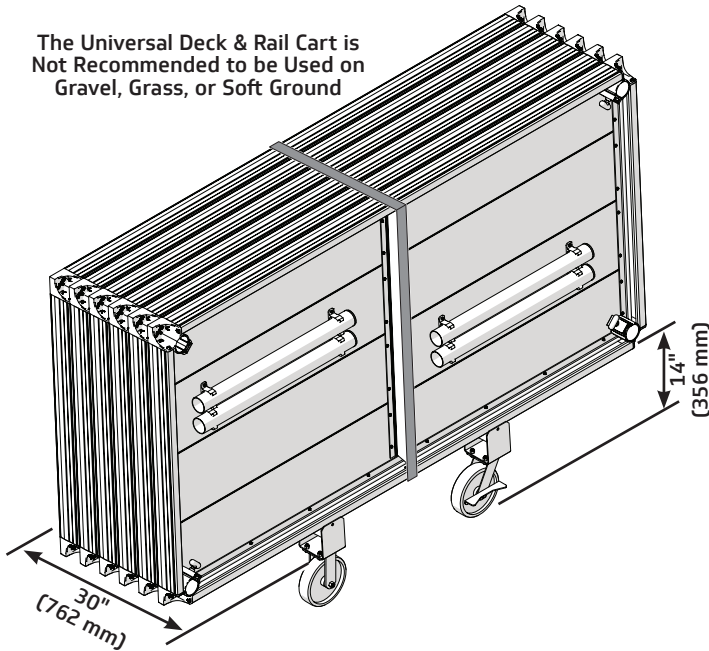
## Accessories

Accessories are not intended for extended outdoor usage

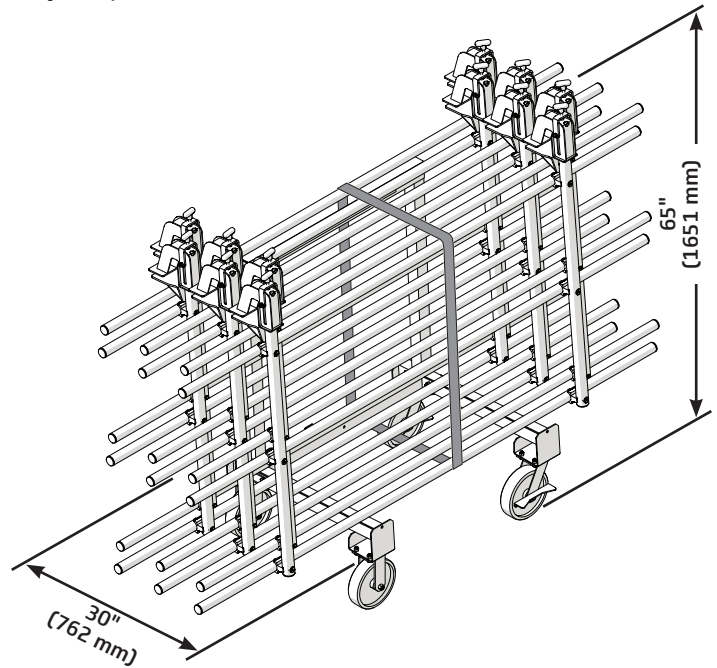
### Staging Universal Deck & Rail Cart

- 113K001 85 lb (38 kg); fits through a 32" (813 mm) door
- Holds six StageTek rectangular decks (without accessories) or six StageTek guardrails
- Decks and guardrails can be mixed on the same cart
- Heavy-duty, non-marring locking casters and ratcheting nylon safety strap

The Universal Deck & Rail Cart is  
Not Recommended to be Used on  
Gravel, Grass, or Soft Ground



**Staging Universal Deck & Rail Cart**  
Loaded with Six Rectangular Decks

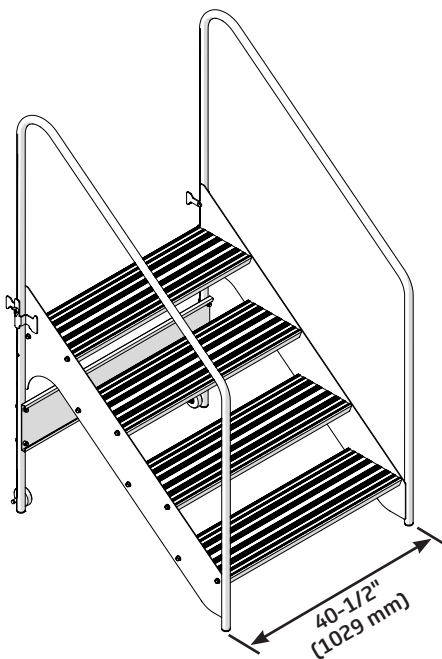


**Staging Universal Deck & Rail Cart**  
Loaded with Six Guardrails

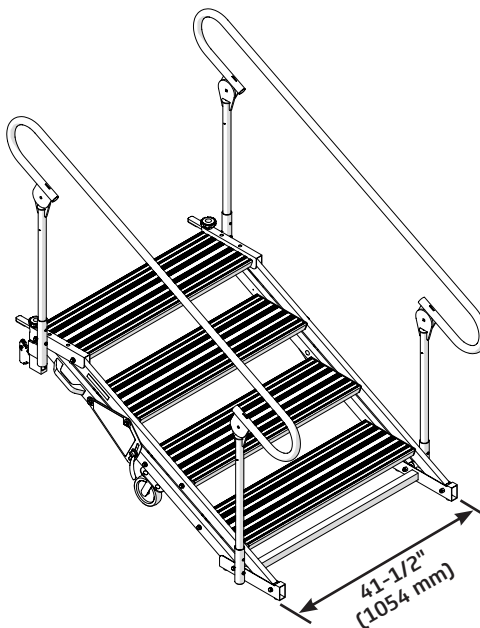
### Stairways – Fixed Height and Adjustable

- Adjustable height stairways are ideal for custom-height systems and for systems that are frequently set up at different heights
- Stairways feature a hook bracket to function with StageTek decks
- Stairs feature aluminum extruded treads and include permanent handrails on both sides

Fixed Height Stairways	Adjustable Height Stairways
2-Step: 281A100 55 lb (25 kg)	3-Step: 281A201 107 lb (49 kg)
3-Step: 281A101 76 lb (34 kg)	4-Step: 281A202 122 lb (55 kg)
4-Step: 281A102 94 lb (43 kg)	6-Step: 281A203 160 lb (73 kg)
	8-Step: 281A204 188 lb (85 kg)



**Fixed Height Stairway**  
4-Step Model



**Adjustable Height Stairway**  
4-Step Model

## Accessories (continued)

### Guardrails

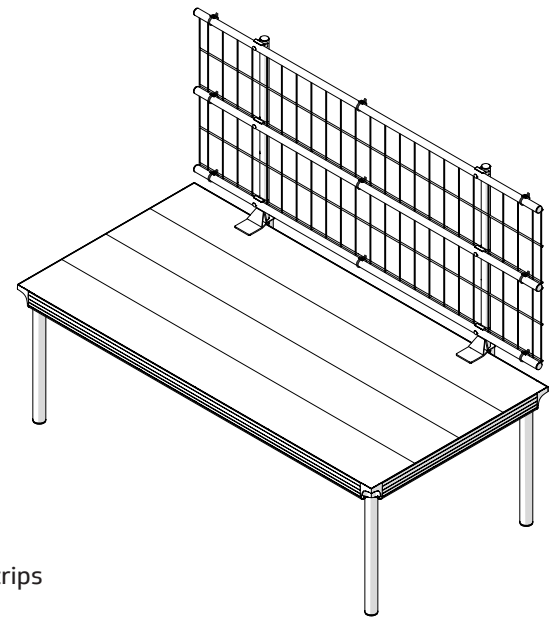
- Guardrails comply with IBC code requirements for loading
- Guardrails feature two uprights and three cross bars; optional infill panels can be added that comply with the IBC 4" (102 mm) sphere code
- Guardrails can function as a chair stop
- Guardrails are 42" (1067 mm) high with a black powder-coat paint finish
- Guardrails clamp to the stage deck without the need for tools

### Clamps, Connectors and Braces

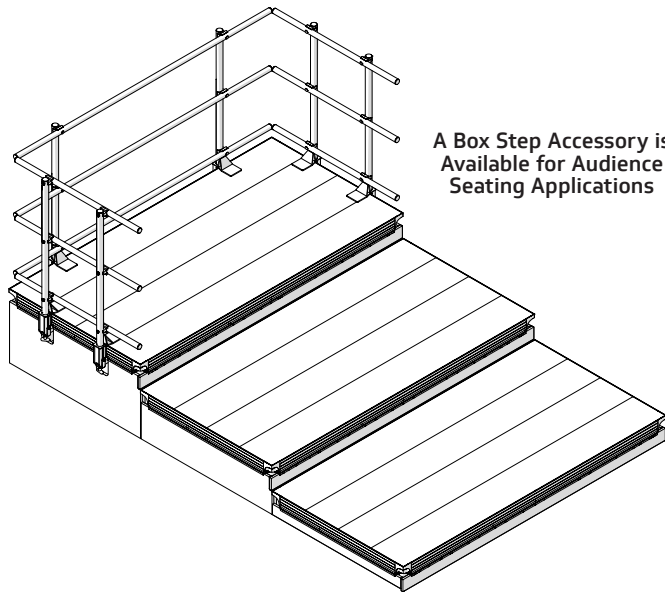
- Optional retention clips for leg storage mount under the deck to provide retained leg storage
- A variety of metal leg to leg, leg to deck, overlap and anchor brackets are available
- Stabilizing braces are recommended for heights 40" (1016 mm) and above

### Backdrop and Closure Panels

- Drapery is available in heights to match the staging elevation and in a wide variety of colors
- 100% fire retardant woven polyester attaches with hook and loop fastening strips
- Backdrop frame attaches to guardrails and positions a drapery 8' (2438 mm) above the stage;
- Available in 4' (1219 mm), 6' (1829 mm), and 8' (2438 mm) widths
- Solid side and front closures are ideal for seated riser systems;
- Constructed of 3/4" (19 mm) thick group 1 veneered plywood with various surface options available;
- Edges are finished in a thermofused black edge band;
- Connects to the rail without tools via an extruded PVC clip running the length of the closure

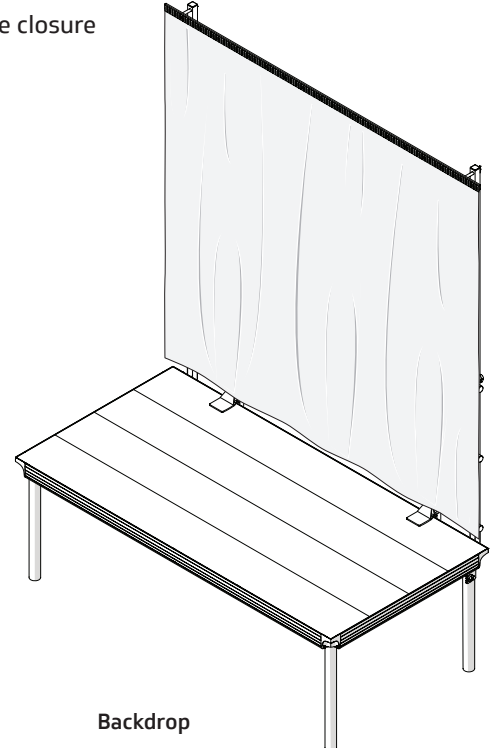


Guardrail with Optional Infill Panels



A Box Step Accessory is Available for Audience Seating Applications

Closure Panels and Guardrails



Backdrop

Wenger®

JRCLANCY

GEARBOSS®

© 2024 Wenger Corporation  
USA/2024-03

#### Minnesota Location

Wenger Phone 800.4WENGER (493-6437) Wenger Worldwide +1.507.455.4100 | Parts & Service 800.887.7145 | wengercorp.com  
GearBoss Phone 800.493.6437 | gearboss.com  
555 Park Drive, PO Box 448 | Owatonna | MN 55060

#### New York Location

J.R. Clancy Phone 800.836.1885 JR Clancy Worldwide +1.315.451.3440 | jrclancy.com | 7041 Interstate Island Road | Syracuse | NY 13209