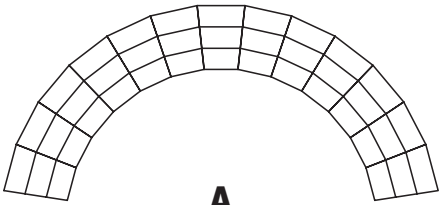
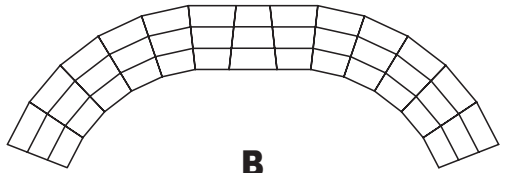
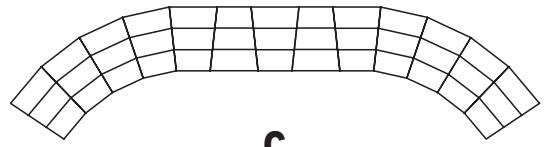
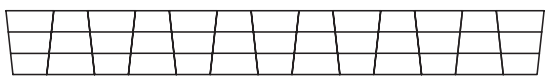


TYPE OF SET-UP	6' x 18" DEEP STEPS		3-STEP RISER			WITH 4TH STEP ADDITION		
	NO. OF UNITS		CAPACITY	PERFORMANCE AREA REQUIRED		CAPACITY	PERFORMANCE AREA REQUIRED	
	STD.	REV		WIDTH	DEPTH		WIDTH	DEPTH
 A	1		12-16	6' (1.8m)	4' 7" (1.4m)	17-23	6' 6" (2m)	6' 2" (1.9m)
 B	2		24-32	11' 10" (3.6m)	5' 5" (1.7m)	34-46	12' 10" (3.9m)	7' (2.1m)
 C	3		36-48	17' 5" (5.3m)	6' 1" (1.9m)	51-69	18' 10" (5.7m)	7' 8" (2.3m)
 D	2	1	36-48	16' 6" (5m)	4' 7" (1.4m)	51-69	17' 6" (5.3m)	6' 2" (1.9m)
	4		48-64	22' 5" (6.8m)	7' 7" (2.3m)	68-92	24' 4" (7.4m)	9' 2" (2.8m)
	5		60-80	26' 10" (8.2m)	8' 10" (2.7m)	85-115	29' 2" (8.9m)	10' 5" (3.2m)
	4	1	60-80	27' 11" (8.5m)	6' 1" (1.9m)	85-115	29' 10" (9.1m)	7' 8" (2.3m)
	3	2	60-80	27' (8.2m)	4' 7" (1.4m)	85-115	28' 6" (8.7m)	6' 2" (1.9m)
	6		72-96	30' 6" (9.3m)	10' 9" (3.3m)	102-138	33' 2" (10.1m)	12' 6" (3.8m)
	7		84-112	33' 4" (10.2m)	12' 6" (3.8m)	119-161	36' 4" (11.1m)	14' 2" (4.3m)
	6	1	84-112	37' 4" (11.4m)	8' 10" (2.7m)	119-161	40' 2" (12.2m)	10' 5" (3.2m)
	5	2	84-112	38' 5" (11.7m)	6' 1" (1.9m)	119-161	40' 10" (12.4m)	7' 8" (2.3m)
	4	3	84-112	37' 6" (11.4m)	4' 7" (1.4m)	119-161	39' 6" (12m)	6' 2" (1.9m)
	8		96-128	35' 4" (10.8m)	14' 10" (4.5m)	136-184	38' 4" (11.7m)	16' 7" (5.1m)
	9		108-144	36' 3" (11m)	16' 11" (5.2m)	153-207	39' 4" (12m)	18' 6" (5.6m)
	8	1	108-144	43' 10" (13.4m)	12' 6" (3.8m)	153-207	47' 4" (14.4m)	14' 3" (4.3m)
	7	2	108-144	47' 10" (14.6m)	8' 10" (2.7m)	153-207	51' 2" (15.6m)	10' 5" (3.2m)
	5	4	108-144	48' (14.6m)	4' 7" (1.4m)	153-207	50' 6" (15.4m)	6' 2" (1.9m)
	10	1	132-176	46' 9" (14.2m)	16' 11" (5.2m)	187-253	50' 4" (15.3m)	18' 6" (5.6m)
	6	5	132-176	58' 6" (17.8m)	4' 7" (1.4m)	187-253	61' 6" (18.7m)	6' 2" (1.9m)
	11	2	156-208	57' 3" (17.4m)	16' 11" (5.2m)	221-299	61' 4" (18.7m)	18' 6" (5.6m)
	7	6	156-208	69' (21m)	4' 7" (1.4m)	221-299	72' 6" (22.1m)	6' 2" (1.9m)